




Ironstone Mining: Year 5 and Year 6 Knowledge Mat

Subject Specific Vocabulary		Exciting Books	
drift	The entrance to the mine where it slopes into the ground.		
midge	A box shaped candle holder that a miner would sit on to have his dinner in the mine.		
powder house	Where the miners would go to buy their own gun powder to use in the mine.		
seam	The layer of the different types of rocks and minerals in the ground-the iron ore was the seam they were wanting to mine.		
tally	Each miner was given his own unique number to be accounted for going into and out of the mine.	Photo above given with kind permission by: East Cleveland Image Archive http://www.image-archive.org.uk/?s=brotton&submit_x=0&submit_y=0&paged=2	
trappy boy	A boy, could be aged as young as 11, who opened the trap doors as the miners and horses walked through.	Have any of your relatives worked in the local ironstone mines?	
tubs	The carts the horses pulled which were filled with iron ore in the mine.	Where were the mines located in the area where you live? Is there any evidence they have been there?	
ventilation	This is where fresh or good air is made to flow through the mines, to help keep the miners from inhaling bad or stale air.	Can you research what the iron ore was used to make, and where you could find locally mined iron?	